



# City of La Verne

Investing in Our Critical Water and Sewer Systems

**Proposition 218 Public Hearing  
City Council Meeting  
November 3, 2025**

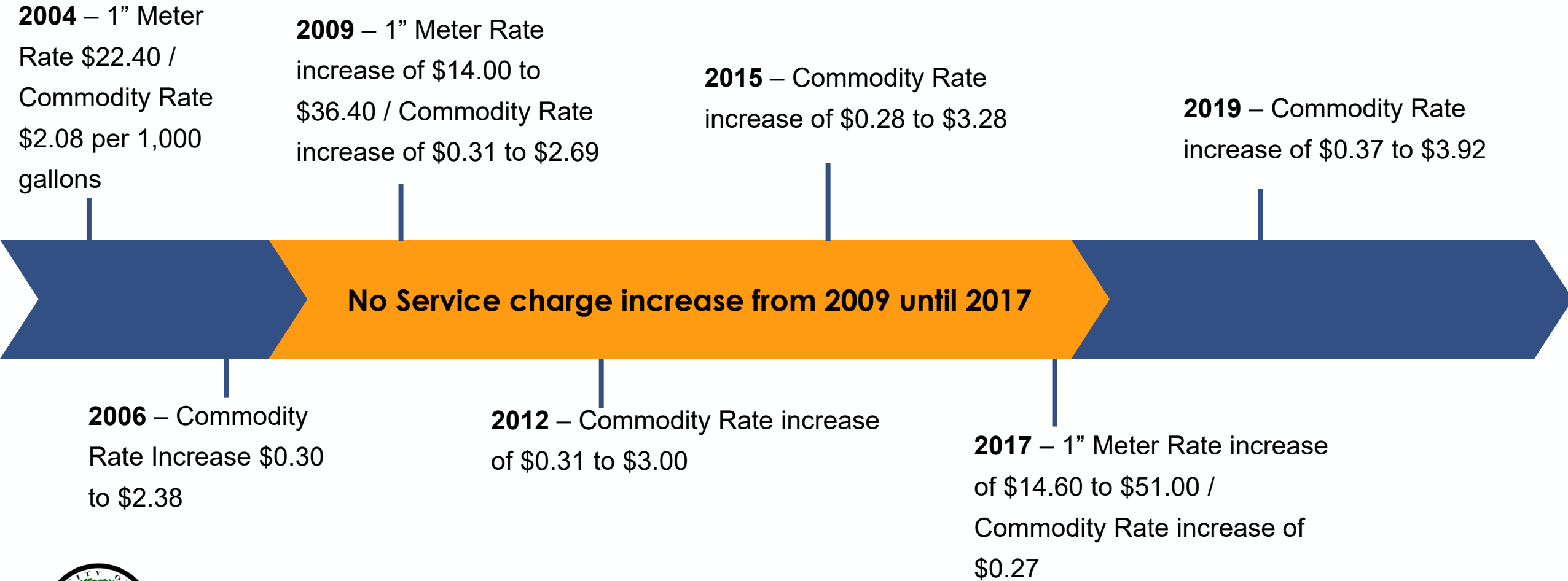


# Timeline



# History of Increases

## 1" Meter Rate & Zone 1 Commodity Rate



# Proposed Rate Adjustments



# Proposed Rate Adjustments

- Community concerns over the magnitude and timing of rate adjustments.
- Water Fund reserves have been depleted, and are in a deficit, jeopardizing critical infrastructure investments.
- Noticed rates are maximums; City Council may adopt lower rates.
- To balance system needs with community feedback, Council may consider a lower initial adjustment and deferring the second rate adjustment to Oct. 1, 2026.



# Proposed Rate Adjustment Options

## Option 1: Maximum Rate Adjustments in Prop 218 Notice

Revenue Adjustments	1/1/2026	7/1/2026	7/1/2027	7/1/2028	7/1/2029
Water	50%	25%	15%	10%	10%
Wastewater	15%	15%	15%	15%	15%

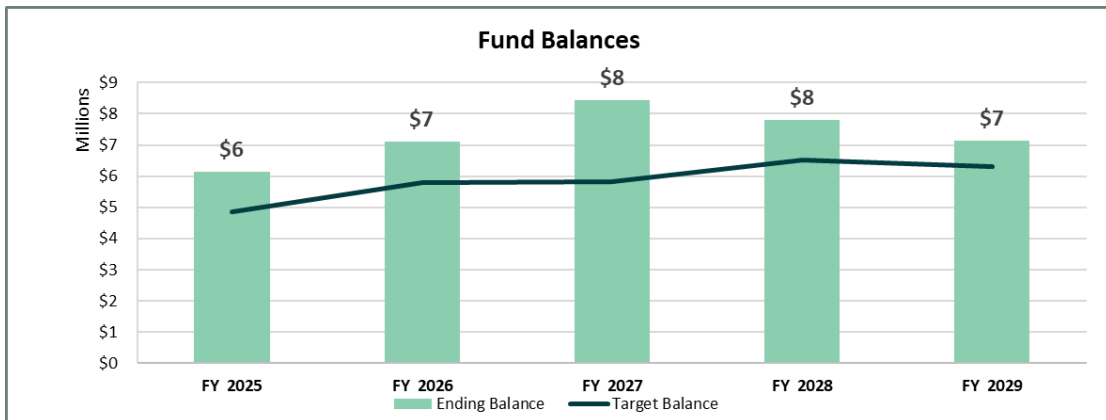
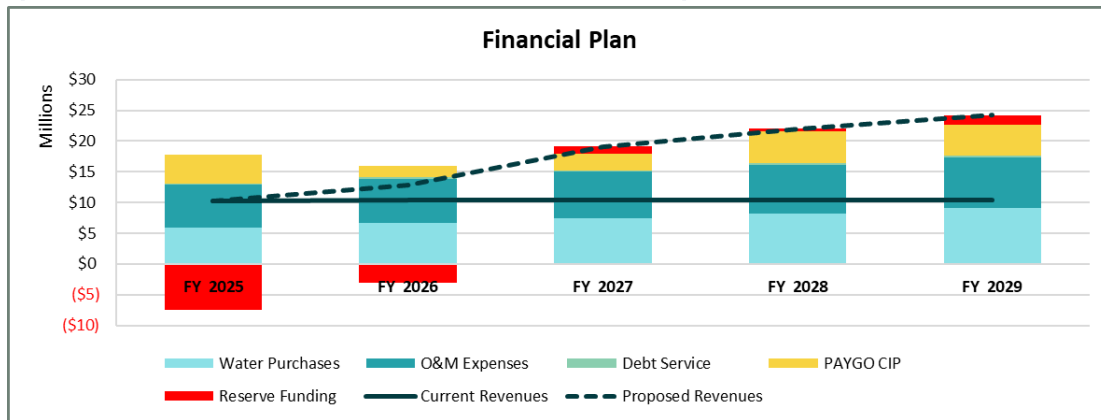
## Option 2: Alternative Based on Feedback from Community Sessions

Revenue Adjustments	1/1/2026	10/1/2026	7/1/2027	7/1/2028	7/1/2029
Water	45%	25%	15%	10%	10%
Wastewater	15%	15%	15%	15%	15%

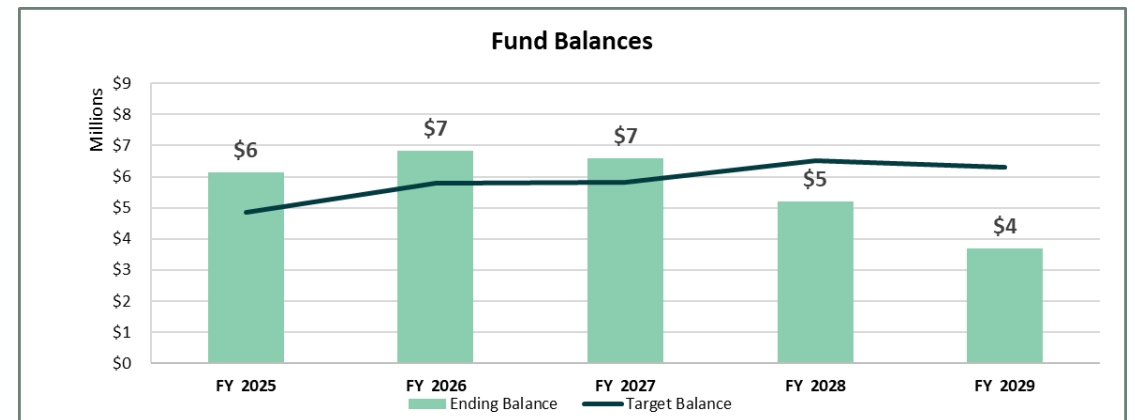
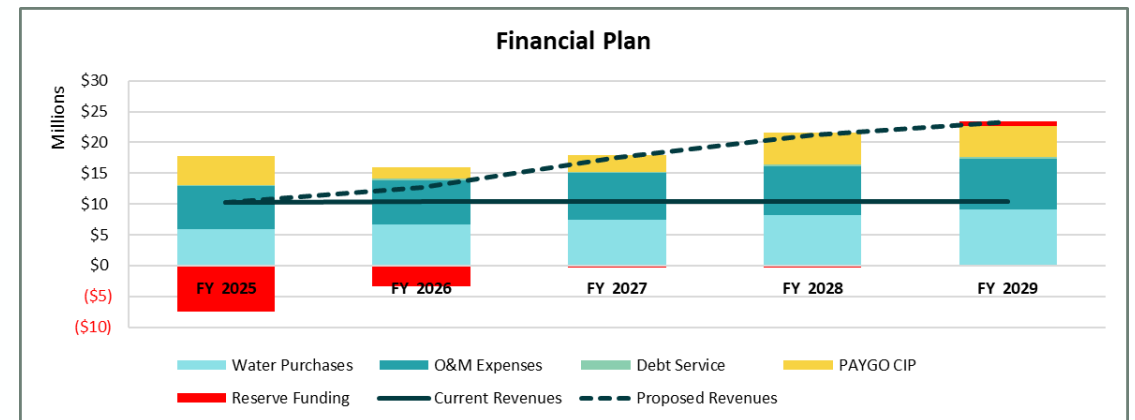


# Financial Plan and Reserve Fund Impacts

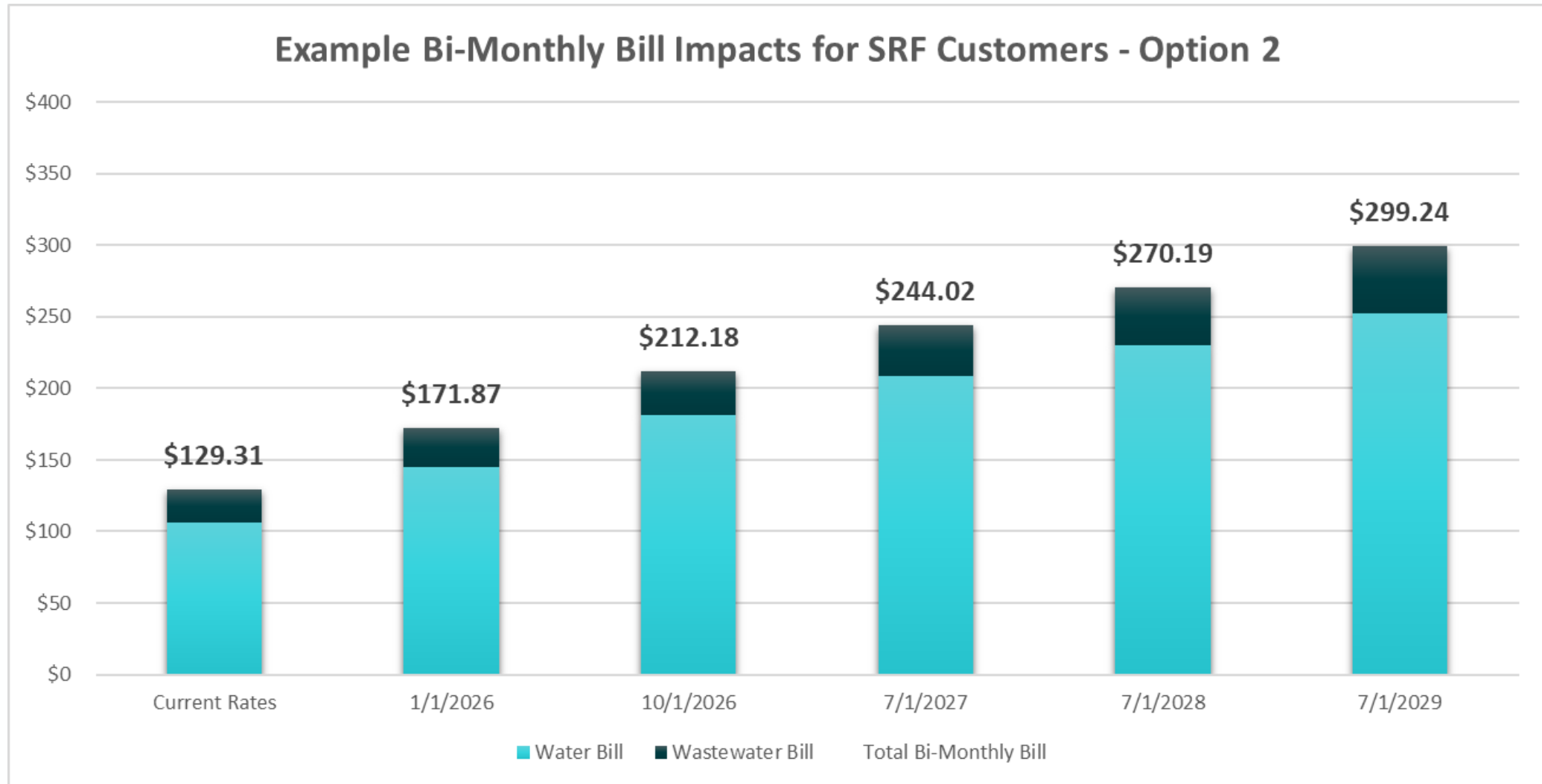
## Option 1: Maximum Rate Adjustments in Prop 218 Notice (50%/25%/15%/10%/10%)



## Option 2: Alternative Based on Feedback from Community Sessions (45%/25% (Oct. 1)/15%/10%/10%)



# Example Bill Impacts for SFR Customers – Option 2



Assumes SFR Customer with 1" meter in Zone 1 at 14 kgals bimonthly use.



# Option 2 – Bi-Monthly Service Charge

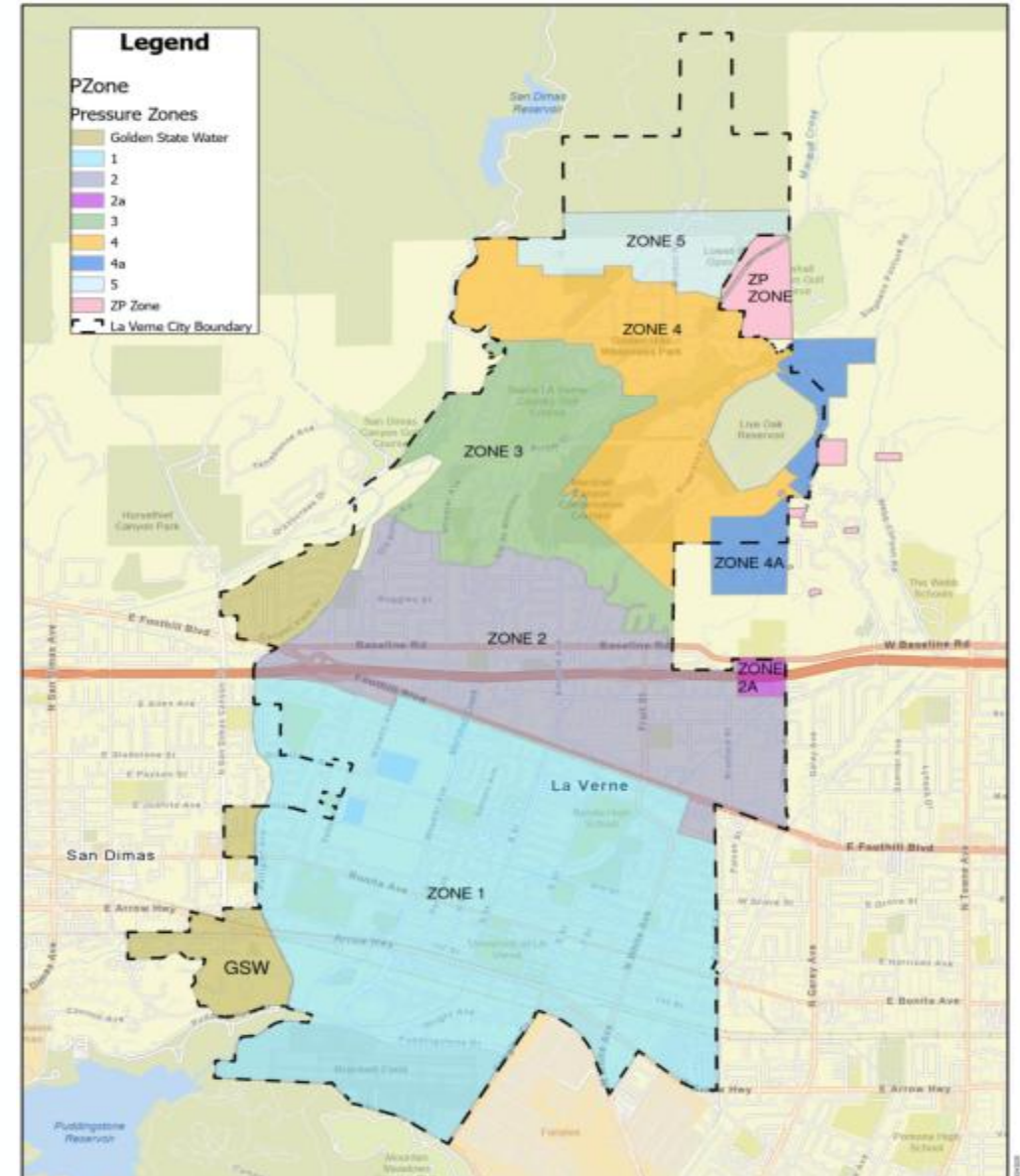
Meter Size	Current	1/1/2026	10/1/2026	7/1/2027	7/1/2028	7/1/2029
5/8"	\$ 36.40	\$ 45.37	\$ 56.72	\$ 65.22	\$ 71.75	\$ 78.92
3/4"	\$ 40.00	\$ 45.37	\$ 56.72	\$ 65.22	\$ 71.75	\$ 78.92
1"	\$ 51.00	\$ 67.67	\$ 84.58	\$ 97.27	\$ 107.00	\$ 117.70



# Option 2 – Commodity Charge

**Commodity Rate Per 1,000 Gallons of water**

	Current	1/1/2026	10/1/2026	7/1/2027	7/1/2028	7/1/2029
Z1	\$ 3.92	\$ 5.54	\$ 6.93	\$ 7.97	\$ 8.76	\$ 9.64
Z2	\$ 4.02	\$ 5.83	\$ 7.29	\$ 8.39	\$ 9.22	\$ 10.15
Z3	\$ 4.21	\$ 6.19	\$ 7.74	\$ 8.90	\$ 9.79	\$ 10.77
Z4	\$ 4.42	\$ 6.20	\$ 7.76	\$ 8.92	\$ 9.81	\$ 10.79
Z5	\$ 4.53	\$ 7.31	\$ 9.14	\$ 10.51	\$ 11.57	\$ 12.72
Z6	\$ 4.77	\$ 7.31	\$ 9.14	\$ 10.51	\$ 11.57	\$ 12.72
ZP	\$ 5.37	\$ 7.31	\$ 9.14	\$ 10.51	\$ 11.57	\$ 12.72
ZL	\$ 2.74	\$ 7.31	\$ 9.14	\$ 10.51	\$ 11.57	\$ 12.72



# Option 2 – Comparison Chart 1” Meter Charge

## 45% Increase January 1, 2026

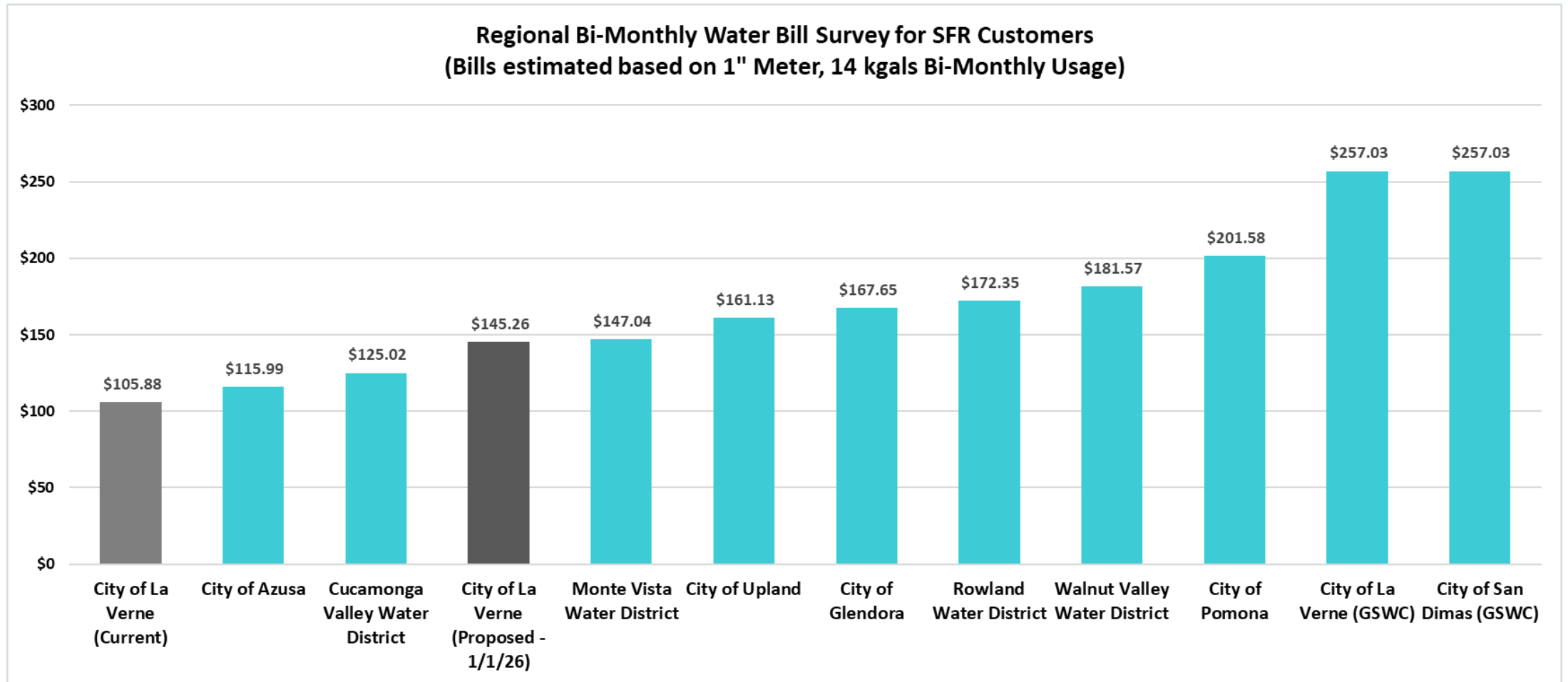
Entity	Bi-monthly 1 Inch Meter Charge	Monthly 1 Inch Meter Charge
City of San Dimas (Golden State Water District)	\$168.24	\$84.12
City of La Verne (Golden State Water District)	\$168.24	\$84.12
City of Pomona	\$148.55	\$74.28
City of Glendora	\$134.23	\$67.12
Walnut Valley Water District	\$116.60	\$58.30
City of Upland	\$113.00	\$56.50
Rowland Water District	\$98.46	\$49.23
Cucamonga Valley Water District	\$89.56	\$44.78
Monte Vista Water District	\$84.34	\$42.17
City of La Verne	\$67.67	\$33.84
City of Azusa	\$61.20	\$31.80

## 25% Increase October 1, 2026

Entity	Bi-monthly 1 Inch Meter Charge	Monthly 1 Inch Meter Charge
City of San Dimas (Golden State Water District)	\$168.24	\$84.12
City of La Verne (Golden State Water District)	\$168.24	\$84.12
City of Pomona	\$148.55	\$74.28
City of Glendora	\$134.23	\$67.12
Walnut Valley Water District	\$116.60	\$58.30
City of Upland	\$113.00	\$56.50
Rowland Water District	\$98.46	\$49.23
<del>Cucamonga Valley Water District</del>	<del>\$89.56</del>	<del>\$44.78</del>
City of La Verne	\$84.58	\$42.29
Monte Vista Water District	\$84.34	\$42.17
City of Azusa	\$61.20	\$31.80



# Option 2 – Comparison Commodity Rate



# Council Action



- ▶ **Provide** direction to staff on whether to proceed with the originally proposed rate scenario or the revised alternative.
- ▶ **Direct** the Deputy City Clerk to tabulate and announce the results of the Prop 218 protest submissions from property owners.
- ▶ **Adopt** a Resolution establishing new water and sewer rates for FY 2025-26 through FY 2029-30, including fixed and volumetric rate tables and effective implementation dates.
- ▶ **Authorize** the City Manager, Finance Director, and Public Works Director to implement the approved rates, update the Master Schedule of Fees and Charges, make minor technical corrections, and complete all necessary billing system updates.



# **Council Discussion**